

Ai Examples

Collection of Ai patches and example applications, for various purposes. Please feel free to add more. If you are not into writing in a wiki but want to contribute nevertheless please send an email to s.beutel@avolites.de

Currently there are 12 examples in this wiki:

A

- [A Crafted Multicube Model](#)
- [Advanced Output Patch](#)
- [Artnet Video Switch](#)

C

- [CSV Score Board](#)

J

- [Javascript Multiline Text](#)

L

- [Limit Artnet Functionality](#)

M

- [Midi Layer Select](#)
- [Moving Screens](#)

S

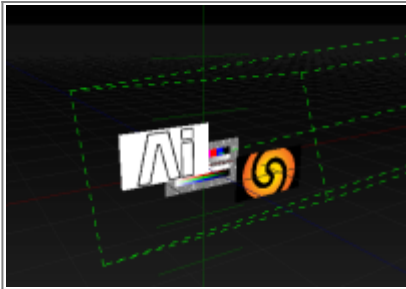
- [Simple Javascript Patch](#)
- [Simulated Screen](#)

V

- [Visualiser: Moving Matrix](#)
- [Visualiser: Moving RGB Matrix](#)

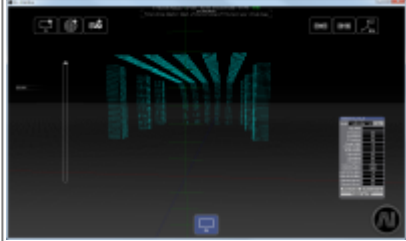
[3d application](#) [artnet busking command craft csv custom disable ethernet example generated javascript layer live map matrix midi model moving obj output php quaternion region rgb screen sculpture select simple simulate stagepatch subpatch text texture tweet uv-map visualise winch wordwrap](#)

Selection of some examples



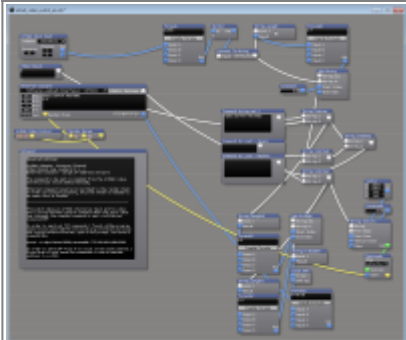
Advanced Output Patch

Patch preview windows per output, and assign only specific objects to outputs



A Crafted Multicube Model

A special model made for visualisation, created with special tools. Also discussing uv-mapping and the structure of obj-files.



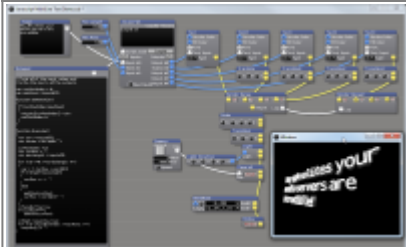
Artnet Video Switch

Send Ethernet commands, triggered by Artnet, in order to control an external video switcher.



CSV Score Board

A score board which renders results to be displayed live from a csv file.



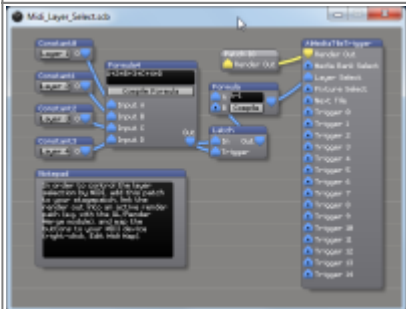
Javascript Multiline Text

Javascript example to word-wrap long strings and render the result into a multiline texture.



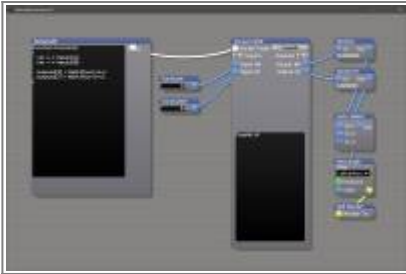
Limit Artnet Functionality

Disable global ArtNet control, and create specific ArtNet listeners.




Midi Layer Select

Select layers with Midi commands.



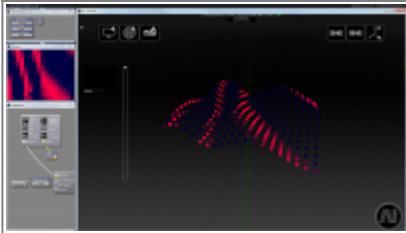
Simple Javascript Patch

A simple Javascript example to show how the javascript module works.



Visualiser: Moving Matrix

Use Ai as Visualiser for an ArtNet-controlled matrix of moving objects.



Visualiser: Moving RGB Matrix

Use Ai as Visualiser for an ArtNet-controlled matrix of moving objects. This project also features RGB control per object and renders a control window.

From:

<https://avosupport.de/wiki/> - AVOSUPPORT

Permanent link:

<https://avosupport.de/wiki/ai/examples?rev=1541101851>

Last update: 2018/11/01 19:50

